

Scaled data based on original data using
LM-79-08 Approved Method: Electrical and Photometric Measurements of Solid-
State Lighting Products

Test Report Prepared for
Cooper Lighting Solutions
(formerly Eaton)

Brand: McGRAW-EDISON

Report Number: P386134

Luminaire Tested: **GWC-SA1D-730-U-SL3-HSS**

Issue Date: 3/3/2020

Test Information

Test Method: LM-79-08
Report Number: P386134
TEST IS SCALED FROM IESNA LM-79-08 TEST DATA (G2-1903-205-23)
Test Lab: INNOVATION CENTER
Issue Date: 3/3/2020
Manufacturer: COOPER LIGHTING SOLUTIONS (FORMERLY EATON)
Product Line: MCGRAW-EDISON
Catalog Number: GWC-SA1D-730-U-SL3-HSS
Description: GALLEON WALL LUMINAIRE
(1) 70 CRI, 3000K, 1200mA LIGHTSQUARE WITH 16 LEDS AND TYPE III SPILL
LIGHT ELIMINATOR OPTICS WITH HOUSE SIDE SHIELD
Light Source: -
Ballast/Driver: ELECTRONIC DRIVER

Summary

Lumens per Lamp: N/A
Luminaire Lumens: 6447 lumens
Efficiency: N/A
Efficacy: 96.2 lumens/watt
Luminous Opening: Rectangular (W 0.5' x L: 0.5' x H: 0')
IES Classification: Type III - Medium
BUG Rating: B1 - U0 - G2

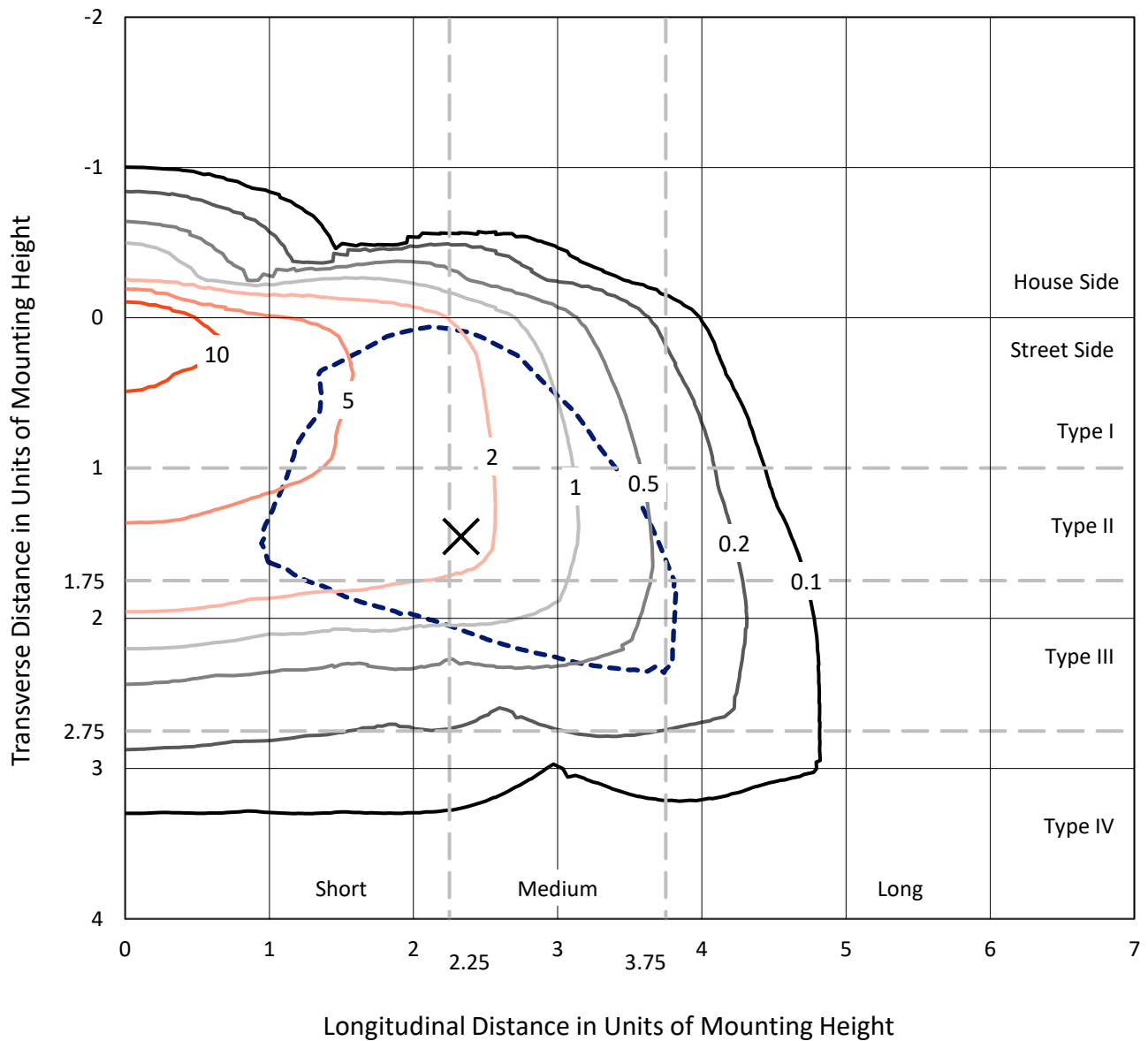
Input Watts (W): 67
Input Voltage (V): NR
Input Current (Ain): NR
Voltage Rise (V): NR
Power Factor: NR
Total Harmonic Distortion (THDi): NR
Frequency (hertz): 60
Stabilization Time: NR
Operation Time: NR
Ambient Temperature (°C): NR
Test Distance: 24 FT



REPORT NUMBER: P386134
 CATALOG NUMBER: GWC-SA1D-730-U-SL3-HSS

Iso-Footcandle Lines of Horizontal Illumination

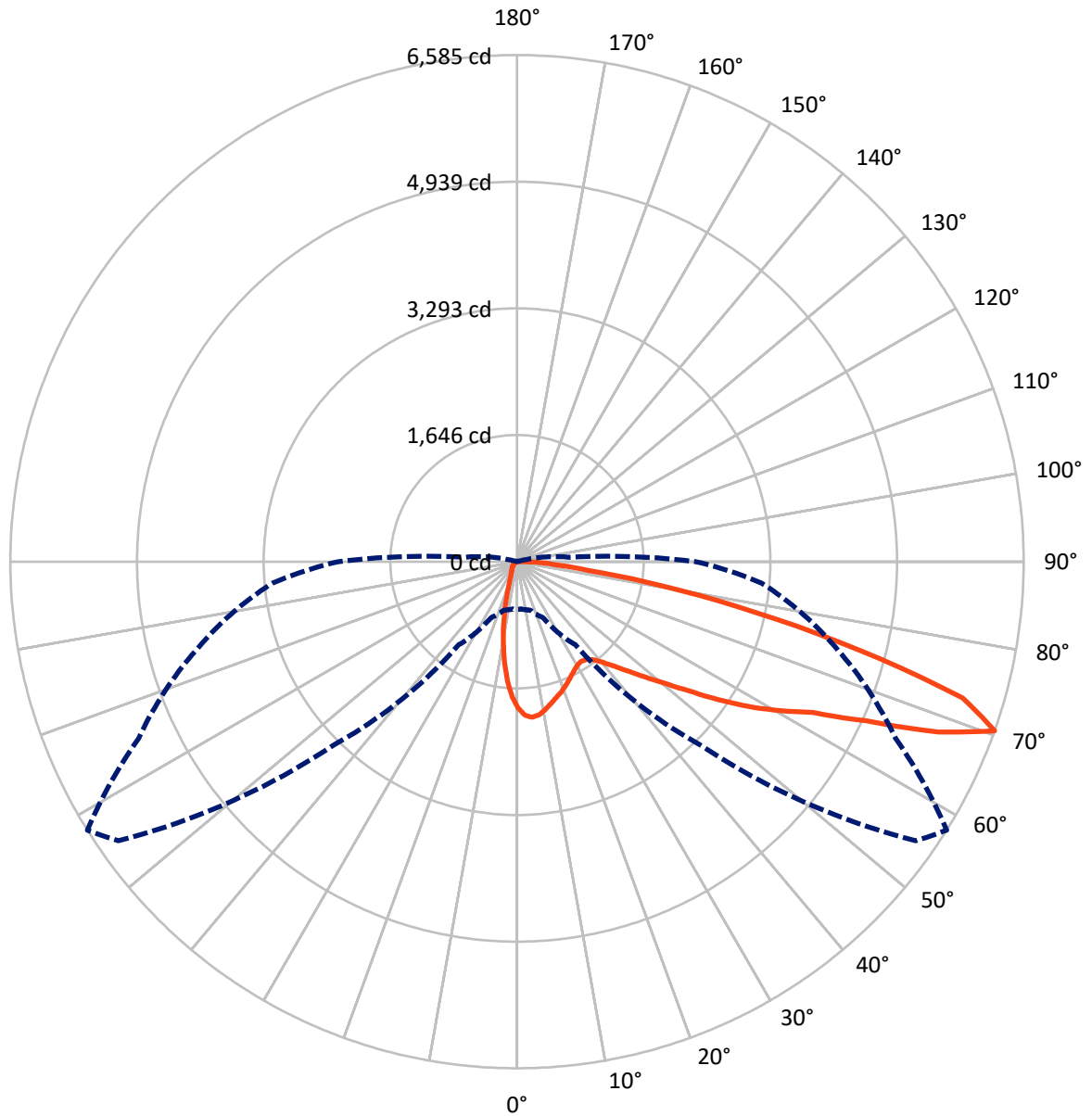
✕ Max cd
 - - - 1/2 Max cd



Based on 10 foot mounting height. Maximum calculated value = 19.3 fc
 Type III - Medium - N/A

REPORT NUMBER: P386134
CATALOG NUMBER: GWC-SA1D-730-U-SL3-HSS

Luminous Intensity Polar Plot



— Vertical Plane Through 58-Deg Lateral - - - Horizontal Cone Through 70-Deg Vertical

REPORT NUMBER: P386134

CATALOG NUMBER: GWC-SA1D-730-U-SL3-HSS

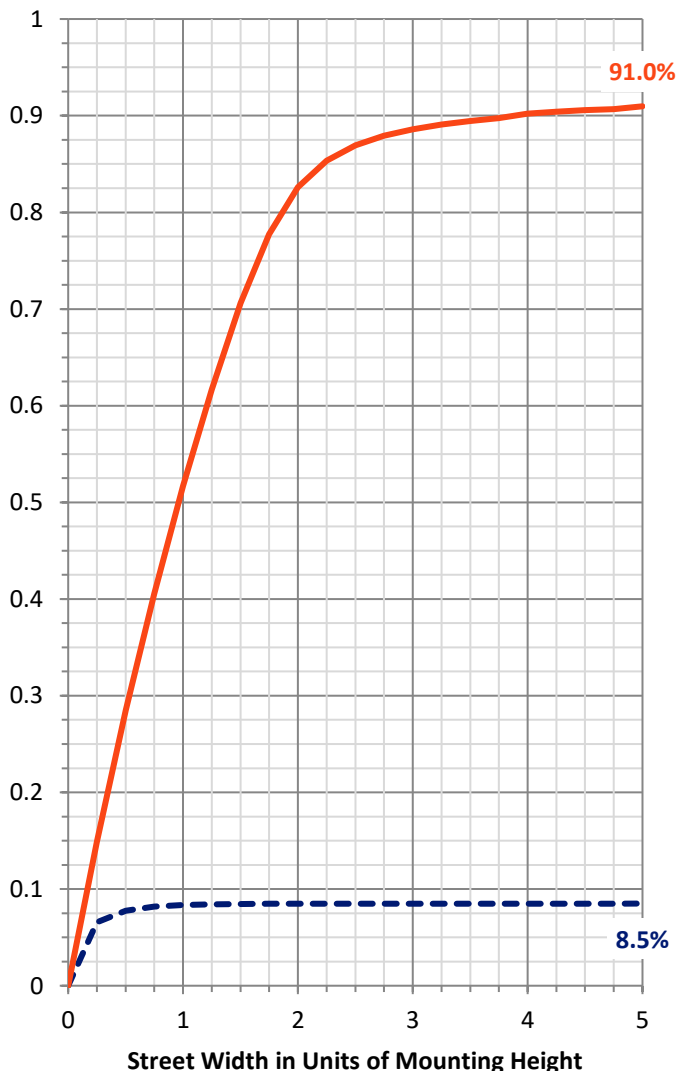
FLUX DISTRIBUTION:

		Downward	Upward	Total
House Side	Lumens	551.7	0.0	551.7
	% Fixture	8.6	0.0	8.6
Street Side	Lumens	5895.3	0.0	5895.3
	% Fixture	91.4	0.0	91.4
Total	Lumens	6447.0	0.0	6447.0
	% Fixture	100.0	0.0	100.0

ZONAL LUMENS:

Zone	Lumens	% Fixture
0°-10°	155.7	2.4
10°-20°	326.8	5.1
20°-30°	429.7	6.7
30°-40°	569.1	8.8
40°-50°	850.6	13.2
50°-60°	1362.6	21.1
60°-70°	1717.6	26.6
70°-80°	926.4	14.4
80°-90°	108.4	1.7
90°-100°	0.0	0.0
100°-110°	0.0	0.0
110°-120°	0.0	0.0
120°-130°	0.0	0.0
130°-140°	0.0	0.0
140°-150°	0.0	0.0
150°-160°	0.0	0.0
160°-170°	0.0	0.0
170°-180°	0.0	0.0
0°-90°	6447.0	100.0
0°-180°	6447.0	100.0

Coefficient of Utilization



REPORT NUMBER: P386134

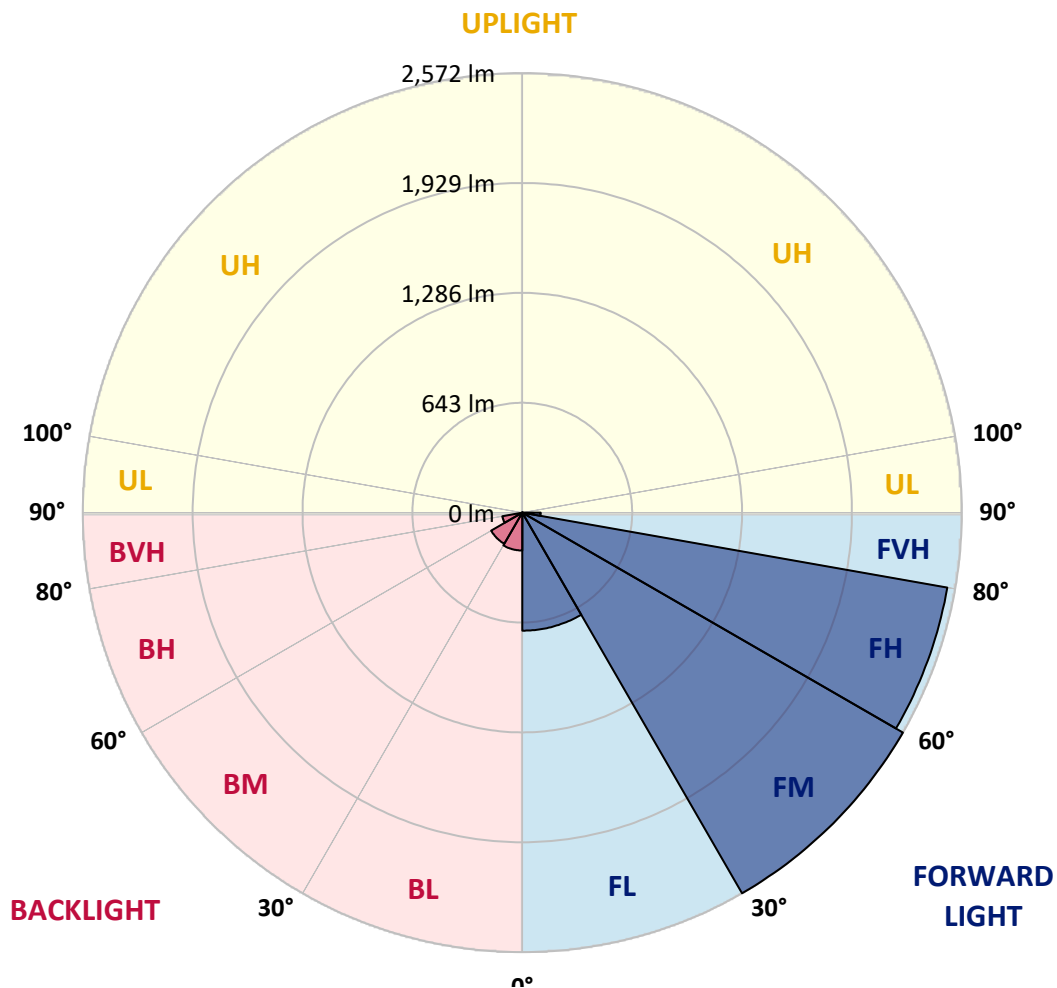
CATALOG NUMBER: GWC-SA1D-730-U-SL3-HSS

LUMINAIRE CLASSIFICATION SYSTEM LUMEN TABLE AND BUG RATING:

Zone	Lumens	% Fixture	Zone Rating/Lumen Limit		
			B	U	G
FL (0°-30°)	690.6	10.7			
FM (30°-60°)	2571.8	39.9			
FH (60°-80°)	2525.4	39.2			G2/5000
FVH (80°-90°)	107.5	1.7			G2/225
BL (0°-30°)	221.7	3.4	B1/500		
BM (30°-60°)	210.5	3.3	B0/220		
BH (60°-80°)	118.6	1.8	B1/500		G1/500
BVH (80°-90°)	0.9	0.0			G0/10
UL (90°-100°)	0.0	0.0		U0/0	
UH (100°-180°)	0.0	0.0		U0/0	

BUG Rating: B1-U0-G2

Type III Medium





REPORT NUMBER: P386134

CATALOG NUMBER: GWC-SA1D-730-U-SL3-HSS

CANDELA DISTRIBUTION (FULL):

	0°	5°	15°	25°	35°	45°	55°	58°	65°	75°	85°
0°	1904.4	1904.4	1904.4	1904.4	1904.4	1904.4	1904.4	1904.4	1904.4	1904.4	1904.4
2.5°	2062.3	2057.2	2055.3	2052.1	2039.8	2027.7	2003.9	1997.2	1982.2	1946.5	1908.7
5°	2063.9	2063.7	2069.3	2067.9	2063.7	2058.0	2040.9	2032.0	2006.6	1955.6	1886.5
7.5°	1964.5	1969.6	1982.2	1992.3	2004.1	2019.4	2021.6	2013.0	1992.1	1937.1	1845.4
10°	1831.0	1839.0	1856.7	1876.8	1907.6	1938.2	1965.5	1964.5	1957.2	1903.1	1796.1
12.5°	1697.2	1706.6	1726.9	1756.7	1800.4	1850.3	1899.1	1905.8	1917.8	1872.5	1750.5
15°	1580.0	1588.1	1608.2	1644.6	1698.8	1765.8	1837.4	1849.7	1880.8	1848.7	1712.5
17.5°	1480.6	1485.7	1500.4	1540.9	1603.6	1684.9	1777.9	1802.0	1848.4	1829.9	1679.5
20°	1411.2	1412.0	1421.6	1450.0	1512.8	1603.6	1716.2	1750.8	1814.1	1813.8	1645.5
22.5°	1376.8	1374.2	1376.0	1392.4	1438.5	1526.2	1654.6	1695.6	1783.2	1800.1	1610.9
25°	1370.4	1368.3	1362.9	1365.0	1392.9	1458.3	1592.4	1639.8	1756.2	1791.8	1580.8
27.5°	1390.5	1392.7	1383.5	1373.9	1376.0	1414.4	1537.1	1592.1	1734.2	1791.8	1559.7
30°	1431.0	1432.1	1425.4	1412.8	1395.9	1402.0	1498.8	1553.8	1723.2	1804.2	1546.3
32.5°	1475.8	1481.7	1480.9	1470.7	1446.5	1421.6	1489.7	1539.8	1722.4	1831.5	1544.9
35°	1531.3	1538.0	1549.2	1547.1	1521.9	1480.9	1520.8	1560.2	1738.2	1876.5	1559.4
37.5°	1590.2	1600.4	1624.5	1636.1	1619.7	1573.3	1590.5	1618.6	1780.6	1949.5	1596.1
40°	1647.3	1658.9	1702.8	1748.1	1735.8	1688.1	1696.1	1718.6	1855.9	2054.3	1665.8
42.5°	1703.4	1720.5	1785.1	1859.6	1874.4	1836.3	1840.6	1858.6	1967.7	2198.5	1779.8
45°	1770.4	1789.7	1885.4	1977.3	2016.7	2000.1	2018.3	2030.1	2113.8	2389.1	1933.4
47.5°	1868.8	1891.0	2008.4	2113.2	2182.4	2193.1	2229.9	2237.6	2298.5	2611.1	2133.6
50°	2060.7	2066.9	2173.0	2268.2	2367.9	2432.3	2474.1	2480.0	2522.1	2853.7	2383.7
52.5°	2302.2	2306.3	2366.3	2430.1	2543.5	2674.9	2772.7	2781.0	2789.9	3090.1	2630.6
55°	2542.2	2541.6	2581.3	2618.8	2748.6	2939.5	3151.8	3156.9	3093.3	3314.5	2819.4
57.5°	2692.0	2706.5	2766.8	2815.1	2996.3	3241.0	3535.7	3554.4	3412.1	3480.7	3005.9
60°	2644.3	2651.3	2785.0	2963.6	3304.8	3669.7	3924.1	3928.9	3651.7	3646.6	3241.8
62.5°	2252.9	2256.7	2466.8	2834.9	3461.1	4225.7	4392.7	4314.2	3927.3	3876.9	3524.1
65°	1544.1	1568.5	1744.1	2199.0	3174.0	4574.5	5118.1	4988.1	4347.4	4208.8	3779.3
67.5°	909.3	904.2	991.1	1326.2	2331.2	4342.8	6035.7	5906.5	4920.3	4431.0	3704.5
70°	621.1	617.6	650.9	802.9	1316.0	3368.9	6324.5	6585.3	5426.1	4281.4	3188.2
72.5°	443.4	445.3	494.3	623.8	826.2	1962.9	5438.7	6056.1	5267.7	3732.4	2423.4
75°	301.0	306.1	376.4	511.8	724.3	998.6	3859.5	4603.7	4289.5	2712.7	1392.9
77.5°	161.9	167.5	250.4	412.3	654.9	693.8	2482.7	3168.4	2694.4	1219.5	403.7
80°	67.6	70.8	117.1	299.7	565.9	609.3	1460.7	1921.3	1148.2	240.5	90.1
82.5°	29.2	30.8	48.8	178.8	423.0	514.4	773.4	924.3	348.0	52.8	45.3
85°	5.6	5.9	20.1	94.6	270.0	290.3	501.3	491.4	156.3	22.8	33.0
87.5°	0.0	0.0	4.8	29.8	79.4	158.2	305.9	302.1	53.1	11.0	12.3
90°	0.0	0.0	0.0	0.0	0.0	0.0	0.0	0.0	0.0	0.0	0.0



REPORT NUMBER: P386134

CATALOG NUMBER: GWC-SA1D-730-U-SL3-HSS

CANDELA DISTRIBUTION (continued):

	90°	95°	105°	115°	125°	135°	145°	155°	165°	175°	180°
0°	1904.4	1904.4	1904.4	1904.4	1904.4	1904.4	1904.4	1904.4	1904.4	1904.4	1904.4
2.5°	1889.4	1870.9	1832.0	1784.0	1747.3	1706.8	1674.7	1633.9	1616.2	1617.0	1607.4
5°	1847.0	1809.0	1722.9	1614.4	1530.7	1444.4	1370.1	1296.1	1252.5	1238.2	1224.8
7.5°	1786.5	1726.1	1588.9	1421.6	1280.1	1141.7	1021.4	915.5	848.5	815.8	803.7
10°	1718.1	1633.4	1434.7	1214.4	1012.3	825.1	669.1	533.5	479.3	442.6	433.2
12.5°	1658.1	1543.3	1284.1	1001.8	761.9	536.2	387.4	302.9	266.2	251.7	249.3
15°	1601.5	1459.1	1139.1	809.3	527.6	330.0	246.4	217.7	209.1	206.7	206.7
17.5°	1548.1	1379.0	997.2	619.8	349.0	231.3	204.0	197.6	194.9	194.6	194.9
20°	1492.4	1298.8	857.8	454.1	243.7	196.0	188.5	185.0	184.2	184.2	184.2
22.5°	1439.0	1218.7	722.2	324.4	195.4	178.8	175.1	172.6	171.8	171.6	171.0
25°	1387.8	1142.5	589.8	229.2	171.6	163.8	160.6	157.4	154.9	153.6	152.8
27.5°	1345.7	1074.7	466.5	183.9	154.9	148.2	144.2	139.4	133.5	130.8	129.7
30°	1312.2	1012.8	359.5	155.2	139.4	132.7	126.5	118.2	109.6	105.1	104.8
32.5°	1286.0	951.9	272.9	137.3	125.5	117.1	108.3	97.8	87.9	82.8	82.6
35°	1273.1	898.3	208.6	124.1	113.1	102.7	91.7	80.2	70.5	65.7	65.1
37.5°	1281.7	853.0	162.7	113.1	102.7	90.6	77.7	65.7	57.1	52.8	52.5
40°	1313.0	824.1	132.2	103.7	93.8	79.1	65.1	53.9	46.6	43.2	42.9
42.5°	1379.8	813.3	112.9	96.0	85.2	68.4	54.2	44.5	37.8	35.4	34.8
45°	1491.3	829.2	99.7	88.5	76.4	58.2	44.8	36.5	30.6	28.7	28.4
47.5°	1639.8	870.7	90.3	81.2	68.4	49.1	37.3	29.5	24.9	23.1	22.8
50°	1831.2	936.7	82.6	74.0	60.9	41.6	30.8	23.3	19.3	18.0	18.0
52.5°	2039.5	1015.2	75.6	67.3	53.3	34.6	24.9	18.0	15.3	13.7	13.7
55°	2211.6	1083.8	68.1	62.2	44.2	28.7	19.0	13.7	11.3	10.5	10.5
57.5°	2383.5	1157.0	59.5	53.3	35.4	23.3	14.5	10.2	8.3	7.8	7.8
60°	2606.2	1246.6	51.2	43.4	27.9	17.7	10.7	7.2	6.2	5.9	5.9
62.5°	2851.3	1299.1	43.7	34.8	21.7	13.1	7.8	4.8	4.6	4.6	4.3
65°	3001.1	1224.8	36.7	27.9	16.9	9.9	5.1	3.5	4.0	3.8	3.2
67.5°	2810.0	958.9	30.0	21.7	13.1	7.5	3.2	2.4	4.3	3.5	2.7
70°	2326.6	671.3	23.3	15.3	10.5	6.4	2.1	1.6	4.6	3.5	2.1
72.5°	1741.2	449.3	18.5	10.2	7.8	5.6	1.9	0.8	4.0	2.9	1.9
75°	951.4	181.0	14.7	6.4	4.8	4.0	1.3	0.5	2.7	2.1	1.3
77.5°	250.4	47.7	10.7	4.3	2.7	1.6	0.8	0.3	1.3	1.1	0.5
80°	63.8	18.5	7.0	2.9	1.9	0.8	0.0	0.0	0.3	0.0	0.0
82.5°	34.0	7.8	4.3	2.1	1.1	0.0	0.0	0.0	0.0	0.0	0.0
85°	25.7	5.1	2.4	1.3	0.3	0.0	0.0	0.0	0.0	0.0	0.0
87.5°	9.9	1.6	0.8	0.0	0.0	0.0	0.0	0.0	0.0	0.0	0.0
90°	0.0	0.0	0.0	0.0	0.0	0.0	0.0	0.0	0.0	0.0	0.0

Signify Classified - Internal
Cooper Lighting Solutions Photometric Lab
1121 Highway 74 South
Peachtree City, GA 30269

Scaled Data Report



Report Generated By 670245982

Signify Classified - Internal
Cooper Lighting Solutions Photometric Lab
1121 Highway 74 South
Peachtree City, GA 30269

Scaled Data Report



Signify Classified - Internal
Cooper Lighting Solutions Photometric Lab
1121 Highway 74 South
Peachtree City, GA 30269

Scaled Data Report



Signify Classified - Internal
Cooper Lighting Solutions Photometric Lab
1121 Highway 74 South
Peachtree City, GA 30269

Scaled Data Report





--- HS — SS

Signify Classified - Internal
Cooper Lighting Solutions Photometric Lab
1121 Highway 74 South
Peachtree City, GA 30269

Scaled Data Report



u

Signify Classified - Internal
Cooper Lighting Solutions Photometric Lab
1121 Highway 74 South
Peachtree City, GA 30269

Scaled Data Report



Signify Classified - Internal
Cooper Lighting Solutions Photometric Lab
1121 Highway 74 South
Peachtree City, GA 30269

Scaled Data Report



(END OF REPORT)